

OTi DALI 100/220-240/700 D NFC IND L

OPTOTRONIC Intelligent Industry – DALI (non-isolated) | Linear constant current LED driver – Dimmable



Product family features

- Line frequency: 0 Hz | 50 Hz | 60 Hz
- Versatile scope of application thanks to an output power range of up to 300 W
- Supply voltage: 220...240 V
- Available with output current range: up to 1,000 mA
- Constant Lumen Output (CLO)
- Integrated customizable thermal management (Driver Guard)
- Non-isolated drivers
- DALI-2 certified (Part -101,-102 and -207)

Product family benefits

- Fully programmable via T4T software (NFC, DALI Interface)
- Lifetime: up to 100,000 h (temperature at $T_c = 75^\circ\text{C}$, max. 10 % failure rate)
- High light quality: 1...100% amplitude dimming and <1% output ripple current
- Wide operating temperature range: $-40...+65^\circ\text{C}$
- High surge protection: up to 4 kV (L-N) / 4 kV (L/N-PE)
- Integrated inrush current limiter
- Very high efficiency (up to 96%)
- Fulfill safety requirement due to overload, overtemperature, Hot Plug protection

Areas of application

- Linear lighting solutions for industry, storage areas and retail applications
 - Installation in emergency lighting systems according to IEC 61347-2-13, appendix J
 - Suitable for installation in emergency lighting systems according to EN 60598-2-22
 - Suitable for luminaires of protection class I
-

Versatile scope of application due to OSRAM DALI Technology:

- Easy to use in corridors and restrooms because of three-level Corridor function
- Touch DIM® application: easy to control via pushbutton or sensor
- Energy efficient Touch DIM® operation due to automatic switch-off at sufficient residual light
- Suitable for emergency Installations (acc. to EN 60598-2-22 and IEC 61347-2-13, appendix J) thanks to DC detection (0 Hz, pulsating DC), on/off switchable
- Feedback of power consumption and operating hours (Fit for SMART GRID)
- Suitable for buildings according to EPBD/BREEAM/LEED due to automatic Constant Lumen Output setting
- Luminaire information for easy maintenance
- Advanced luminaire/driver data (power, energy, operating hours...) for analytics

Technical data

Electrical data

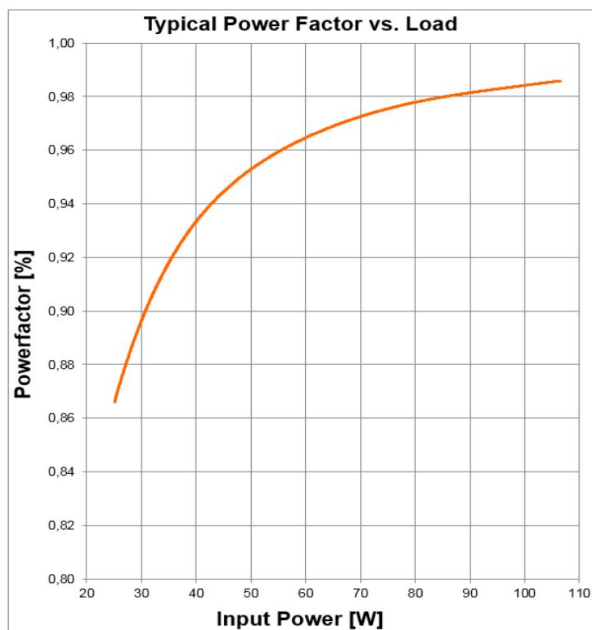
Max. ECG no. on circuit breaker 10 A (B)	23
Max. ECG no. on circuit breaker 16 A (B)	36
Maximum output power	100 W
Nominal output current	200...700 mA
Nominal output power	28...100 W
Nominal output voltage	64...300 V
Nominal input voltage	220...240 V
Input voltage AC	198...264 V
Input voltage DC	176...276 V
Device power loss	9.0 W
Efficiency in full-load	94 % ¹⁾
Inrush current	5 A
Networked standby power	≤0.22 W ¹⁾
Power factor λ	0.58C...0.98
Mains frequency	0/50/60 Hz
Surge capability (L-N)	4 kV
Surge capability (L/N-Ground)	4 kV
U-OUT (working voltage)	< 310 V
Current set	DALI / NFC / LEDset / Programmable
Output current tolerance	±3 % ²⁾
Output ripple current (100 Hz)	< 1 %
Total harmonic distortion	< 8 %
Default output current	100 mA ³⁾

1) at 230 V, 50 Hz

2) When use DALI

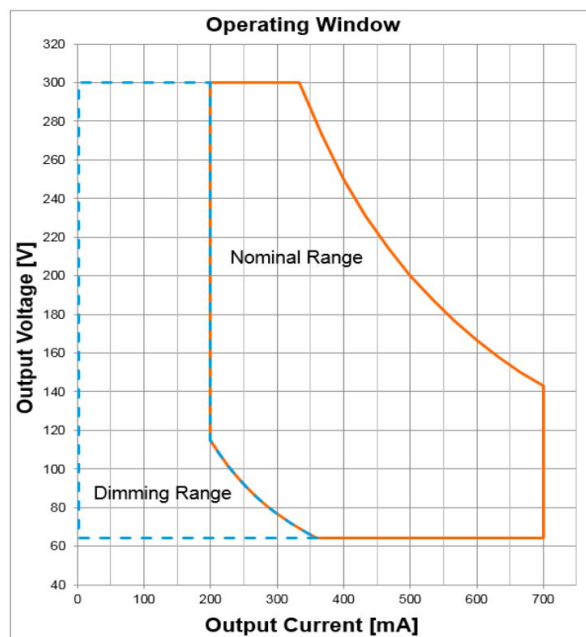
3) LEDset deactivated

Typical Power Factor v Load



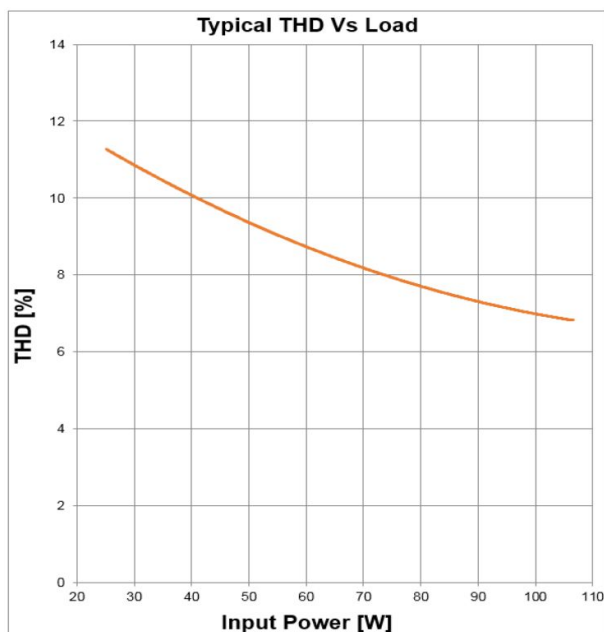
OTI DALI 100/220-240/700 D NFC IND L Typical Power Factor vs. Load

Operating Window



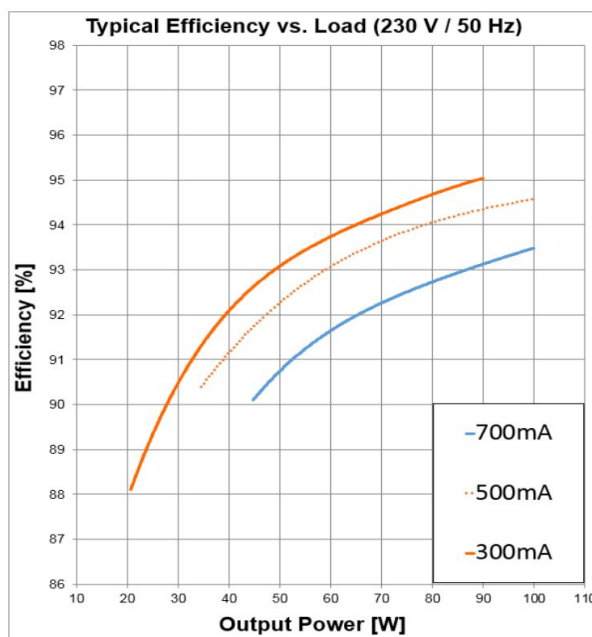
OTI DALI 100/220-240/700 D NFC IND L Operating Window

Typical THD v Load



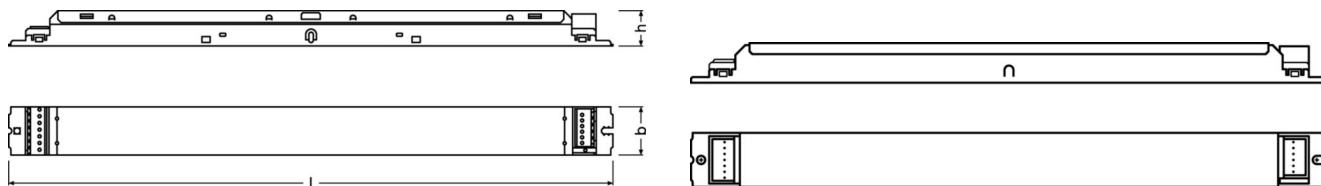
OTI DALI 100/220-240/700 D NFC IND L Typical THD Vs Load

Typical Efficiency v Load 230 V 50 Hz



OTI DALI 100/220-240/700 D NFC IND L Typical Efficiency vs. Load (230 V / 50 Hz)

Dimensions & weight



Product weight	260.00 g
Length	360.0 mm
Height	21.0 mm
Width	30.0 mm
Cable cross-section, input side	0.5...1.5 mm ²
Cable cross-section, output side	0.5...1.5 mm ²
Mounting hole spacing, length	350.0 mm
Wire preparation length, input side	8.0...9.0 mm
Wire preparation length, output side	8.0...9.0 mm

Colors & materials

Casing material	Metal
-----------------	-------

Temperatures & operating conditions

Ambient temperature range	-40...+65 °C
Max.housing temperature in case of fault	110 °C
Maximum temperature at tc test point	85 °C
Permitted rel. humidity during operation	5...85 % ¹⁾
Temperature range at storage	-40...+85 °C

1) Maximum 56 days/year at 85 %

Lifespan

ECG lifetime	50000 h / 100000 h ¹⁾
--------------	----------------------------------

1) At maximum $T_c = 85^\circ\text{C}$ / 10% failure rate / At $T_{\text{case}} = 75^\circ\text{C}$ at T_c point / 10% failure rate

Additional product data

Encapsulated	No
--------------	----

Capabilities

Max. cable length to lamp/LED module	5.0 m ¹⁾
Number of channels	1
Dimmable	Yes
Dimming interface	DALI-2 / Touch DIM / Touch DIM Sensor
Dimming method	Full analogue dimming
Dimming range	1...100 %
Overload protection	Non-reversible
Overheating protection	Automatic reversible
Short-circuit protection	Automatic reversible
Suitable for emergency lighting	Yes
Suitable for fixtures with prot. class	I
Type of connection, input side	Push terminal
Type of connection, output side	Push terminal
Constant lumen function	Programmable
No-load proof	Yes
Programming interface	DALI, NFC, LEDset

1) Output wires must be routed as close as possible to each other

Programming

Box programming	Yes
-----------------	-----

Programmable features

Dim to Dark	Yes
Corridor Functionality	Yes
DALI Settings	Yes
DALI-2 Luminaire Data	Yes
Driver Guard	Yes
Emergency Mode	Yes
Soft Switch Off	Yes
Thermal Protection	Yes
Tuning Factor	Yes
TouchDIM + Sensor	Yes

Certificates & standards

Type of protection	IP20
Standards	Acc. to EN 61347-1 / Acc. to EN 61347-2-13 / Acc. to EN 55015 / Acc. to EN 61547 / Acc. to EN 61000-3-2 / Acc. to EN 62384 / Acc. to EN 62386
Approval marks – approval	CE / EL / VDE-ENEC / EAC / CCC / RCM / BIS

Logistical data

Commodity code	85044083900
----------------	-------------

Ecodesign regulation information:

Intended for use with LED modules.

The forward voltage of the LED light source shall be within the defined operating window of the control gear in all operating conditions including dimming if applicable.

Separate control gear and light sources must be disposed of at certified disposal companies in accordance with Directive 2012/19/EU (WEEE) in the EU and with Waste Electrical and Electronic Equipment (WEEE) Regulations 2013 in the UK. For this purpose, collection points for recycling centres and take-back systems (CRSO) are available from retailers or private disposal companies, which accept separate control gear and light sources free of charge. In this way, raw materials are conserved and materials are recycled.

Download Data

File		
Certificates	PDF	▶ OTI DALI 100 D NFC IND L EATON AM35717 110820
Certificates	PDF	▶ OTI DALI 100 D NFC IND L INOTEC AM35717 110820
Certificates	PDF	▶ OT ENEC 40038085 230824
Certificates	PDF	▶ EATON(CEAG) Conformity declaration AM07661_OTi_DALI_100_220-240_700_D_NFC_IND_L
Certificates	PDF	▶ INOTEC Conformity declaration AM07661_OTi_DALI_100_220-240_700_D_NFC_IND_L
CAD data 3-dim	Compressed	▶ OTI DALI 100 D NFC IND L CAD3PDF 090120
Product Datasheet	PDF	▶ OTI DALI 100 700 D NFC IND L DS 210824
CAD data 2-dim	Compressed	▶ OTI DALI 100 D NFC IND L CAD2PDF 090120
CAD data	Compressed	▶ OTI DALI 100 D NFC IND L STEP 090120
Mandatory Publications	PDF	▶ OTI DALI D NFC IND L UK DoC 4296094 05 160824
Mandatory Publications	PDF	▶ OTI DALI D NFC IND L CE 3633294 12 160824
User instruction	PDF	▶ UI OTI DALI D NFC IND L

Logistical Data

Product code	Product description	Packaging unit (Pieces/Unit)	Dimensions (length x width x height)	Volume	Gross weight
4052899559516	OTi DALI 100/220-240/700 D NFC IND L	Shipping carton box 20 Pieces	385 x 160 x 100 mm	6.16 dm³	174.00 g

The mentioned product code describes the smallest quantity unit which can be ordered. One shipping unit can contain one or more single products. When placing an order, for the quantity please enter single or multiples of a shipping unit

Data privacy

This OSRAM driver can be configured using the Tuner4TRONIC software. This requires registering on www.myosram.com and downloading the Tuner4TRONIC software from the Internet. The Tuner4TRONIC software enables users to access and view the operational data of a luminaire or driver via the corresponding programming interfaces. A password key (Config Lock) must be set up in the driver via the Tuner4TRONIC software in order to control which users can access and view operational data. Follow the instructions for password setup. To grant an external person or company rights to access or view operational data, you can assign password keys. In this case, however, you are responsible for ensuring that the third party concerned takes notice of the information described here.

However, OSRAM can read out operating data from devices for maintenance and service purposes even when a password key has been assigned. In individual cases, OSRAM will also use its access rights in order to optimize or improve driver hardware and driver functions. In accordance with data privacy principles, any user of operating data (luminaire manufacturers, third parties with access rights) must ensure that personal data (e.g. name, address, location IDs) are only merged with the prior written consent of the person (end user) concerned. The respective user of the operating data is responsible for providing evidence of consent.

Accessories Optional

Product description	Accessory name	Accessory code
OTi DALI 100/220-240/700 D NFC IND L	PRH101 -USB	► 6977078996938
OTi DALI 100/220-240/700 D NFC IND L	CPR30 -USB	► 6977078996945

Disclaimer

Subject to change without notice. Errors and omission excepted. Always make sure to use the most recent release.